

LIN to CAN/RS-232 Gateway Data Sheet



1. Overview

The **LIN to CAN/RS-232 Gateway** can be used to interface LIN bus to CAN or RS-232. It can act as both LIN Master and Slave and since its firmware is customized according to customer's demands, it can suits all possible scenarios. A typical use-case is to control or monitor a LIN bus from a PLC with RS-232 port over the gateway device, or simply to bridge a LIN network to a CAN bus.

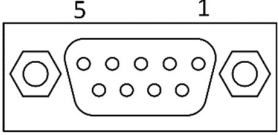
The gateway is available in two variants - LIN to CAN and LIN to RS-232. The device's firmware is customizable on request and can be flashed into the device via CAN bus or RS-232 respectively. Source code examples (CAN, LIN, RS-232, Timer) can be provided on request so that the user can develop his own application on the device.

2. Technical Specification

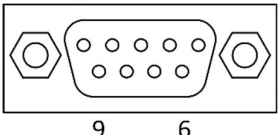
Electrical and Mechanical	
Power	9 - 30 V DC (polarity protection) via LIN D-SUB9 connector
Consumption	80mA @ 12 V
LEDs	3x Status Indicator 1x Power
Button	1x Tactile switch (reset factory defaults)
Connectors	2x D-SUB9 F
Dimensions (L x W x H)	108 x 54 x 30 mm
Weight	80 g
Operating Temperature	-20 to 60 °C
Protection	IP40
Placement	Table (adhesive pads included) DIN-rail mount (clip sold separately)
General	
Device Variants	LIN to CAN LIN to RS-232
Firmware	Customizable on request Upgradable from PC via RS-232 or CAN bus
Microcontroller	Microchip dsPIC33EV
Communication	
LIN bus	Supports LIN v1.x and v2.x Supports both Master and Slave Master 1 kOhm pull-up resistor can be enabled programmably
RS-232 variant	All parameters configurable: Baud Rate, Stop Bits, Parity
CAN variant	All parameters configurable: Baud Rate, Sample Point, SJW

3. Connector Pin Assignment

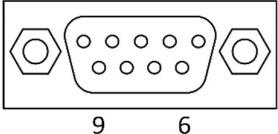
LIN

D SUB 9 Female	Pin	Description
 <p>Front view</p>	1	
	2	
	3	GND
	4	
	5	
	6	
	7	LIN bus
	8	
	9	Vin (Power input)

CAN Variant

D SUB 9 Female	Pin	Description
 <p>Front view</p>	1	
	2	CAN_L
	3	GND
	4	
	5	
	6	
	7	CAN_H
	8	
	9	Vin2 (optional)

RS-232 Variant

D SUB 9 Female	Pin	Description
 <p>Front view</p>	1	
	2	TxD (output)
	3	RxD (input)
	4	
	5	GND
	6	
	7	
	8	
	9	

4. Photos





5. Contact

MACH SYSTEMS s.r.o.

www.machsystems.cz

info@machsystems.cz

Czech Republic



Company Registration: 29413893

VAT no.: CZ29413893